

# MOB MOUNT

## CLAW

INSTRUCTIONS  
SKU: MOBC-BLK-LG/SM REV 72822

### ATTACH MOUNT TO BAR / TUBE



#### 1 OPEN CLAMP

Rotate clamp knob counterclockwise to open mouth of clamp.

#### 2 CLOSE CLAMP

Rotate clamp knob clockwise until snug on bar / tube.

#### 3 CLAMP POSITION

Adjust ball pivot knob to desired position.

# MOB MOUNT

## CLAW

INSTRUCTIONS  
SKU: MOBC-BLK-LG/SM REV 72822

### ATTACH MOUNT TO BAR / TUBE



#### 1 OPEN CLAMP


Rotate clamp knob counterclockwise to open mouth of clamp.

#### 2 CLOSE CLAMP

Rotate clamp knob clockwise until snug on bar / tube.

#### 3 CLAMP POSITION


Adjust ball pivot knob to desired position.



### INSERT PHONE INTO MOUNT

- 1 Loosen slide knob (A) to free slide.
- 2 Place phone into mount cradles (B).
- 3 While squeezing top and bottom cradles (B), tighten slide knob (A) to secure phone.

**WARNING:**  
Improper installation of phone may cause mount failure under shock and vibration. The tighter you clamp the phone in the Mob Mount arms, the more securely it will hold the phone.



### INSERT PHONE INTO MOUNT

- 1 Loosen slide knob (A) to free slide.
- 2 Place phone into mount cradles (B).
- 3 While squeezing top and bottom cradles (B), tighten slide knob (A) to secure phone.

**WARNING:**  
Improper installation of phone may cause mount failure under shock and vibration. The tighter you clamp the phone in the Mob Mount arms, the more securely it will hold the phone.



# MOB MOUNT

## CLAW

INSTRUCTIONS  
SKU: MOBC-BLK-LG/SM REV 72822

### ATTACH MOUNT TO BAR / TUBE



#### 1 OPEN CLAMP

Rotate clamp knob counterclockwise to open mouth of clamp.

#### 2 CLOSE CLAMP

Rotate clamp knob clockwise until snug on bar / tube.

#### 3 CLAMP POSITION

Adjust ball pivot knob to desired position.

# MOB MOUNT

## CLAW

INSTRUCTIONS  
SKU: MOBC-BLK-LG/SM REV 72822

### ATTACH MOUNT TO BAR / TUBE



#### 1 OPEN CLAMP


Rotate clamp knob counterclockwise to open mouth of clamp.

#### 2 CLOSE CLAMP

Rotate clamp knob clockwise until snug on bar / tube.

#### 3 CLAMP POSITION


Adjust ball pivot knob to desired position.



### INSERT PHONE INTO MOUNT

- 1 Loosen slide knob (A) to free slide.
- 2 Place phone into mount cradles (B).
- 3 While squeezing top and bottom cradles (B), tighten slide knob (A) to secure phone.

**WARNING:**  
Improper installation of phone may cause mount failure under shock and vibration. The tighter you clamp the phone in the Mob Mount arms, the more securely it will hold the phone.



### INSERT PHONE INTO MOUNT

- 1 Loosen slide knob (A) to free slide.
- 2 Place phone into mount cradles (B).
- 3 While squeezing top and bottom cradles (B), tighten slide knob (A) to secure phone.

**WARNING:**  
Improper installation of phone may cause mount failure under shock and vibration. The tighter you clamp the phone in the Mob Mount arms, the more securely it will hold the phone.



# MOB MOUNT CLAW WARRANTY INFORMATION



## Safety Guidelines:

Stop the vehicle in a safe location or have a passenger use the system. Safely operate the vehicle, obey all laws and regulations, and use good judgment at all times. Note: User assumes sole responsibility for and all risk in using this system.

## General Guidelines:

Install the device in a non-obstructive, safe location within the vehicle cab. Avoid obstructing the following: Vehicle operation, Visibility through windows, Safe entry or exit, Safety devices such as air bags. Firmly secure the device to stay in place despite vibrations, shocks bumps, or vehicle accidents. Do not use this system or any computer system while operating a motor vehicle. Mob Armor is not responsible or liable for personal and or property damage.

## What does your 100% Satisfaction Guarantee mean?

Our 100% Satisfaction Guarantee means we guarantee you will be satisfied with your Mob Armor Product, or we will refund your money. If you are unsatisfied with your product at any time within 30 days of your purchase, you can return it to us for a full refund, no questions asked. You pay shipping back to us. We do not refund any shipping cost.

## What warranty does Mob Armor offer?

The Mob Armor Warranty covers all defects in workmanship or materials of our products for up to one year. This warranty applies only to the original purchaser at retail and may not be transferred. This warranty only covers defects arising under normal usage and does not cover any malfunction, damage or failure due to accident, misuse, abuse, neglect, alteration, modification or repair by other than an authorized service center for Mob Armor products. Scratching of the powder-coated surface, anodizing or plastic constitutes normal wear and is not covered under warranty. For complete warranty information please visit [mobarmor.com/warranty](http://mobarmor.com/warranty)

**IMPORTANT!** DO NOT RETURN PRODUCT TO RETAILER!

IF YOU NEED WARRANTY SERVICE OR REPLACEMENT PARTS, PLEASE REACH OUT TO US DIRECTLY! → (805) 214-1815

OR VISIT [MOBARMOR.COM/WARRANTY](http://MOBARMOR.COM/WARRANTY) TO SUBMIT A CLAIM

# MOB MOUNT CLAW WARRANTY INFORMATION



## Safety Guidelines:

Stop the vehicle in a safe location or have a passenger use the system. Safely operate the vehicle, obey all laws and regulations, and use good judgment at all times. Note: User assumes sole responsibility for and all risk in using this system.

## General Guidelines:

Install the device in a non-obstructive, safe location within the vehicle cab. Avoid obstructing the following: Vehicle operation, Visibility through windows, Safe entry or exit, Safety devices such as air bags. Firmly secure the device to stay in place despite vibrations, shocks bumps, or vehicle accidents. Do not use this system or any computer system while operating a motor vehicle. Mob Armor is not responsible or liable for personal and or property damage.

## What does your 100% Satisfaction Guarantee mean?

Our 100% Satisfaction Guarantee means we guarantee you will be satisfied with your Mob Armor Product, or we will refund your money. If you are unsatisfied with your product at any time within 30 days of your purchase, you can return it to us for a full refund, no questions asked. You pay shipping back to us. We do not refund any shipping cost.

## What warranty does Mob Armor offer?

The Mob Armor Warranty covers all defects in workmanship or materials of our products for up to one year. This warranty applies only to the original purchaser at retail and may not be transferred. This warranty only covers defects arising under normal usage and does not cover any malfunction, damage or failure due to accident, misuse, abuse, neglect, alteration, modification or repair by other than an authorized service center for Mob Armor products. Scratching of the powder-coated surface, anodizing or plastic constitutes normal wear and is not covered under warranty. For complete warranty information please visit [mobarmor.com/warranty](http://mobarmor.com/warranty)

**IMPORTANT!** DO NOT RETURN PRODUCT TO RETAILER!

IF YOU NEED WARRANTY SERVICE OR REPLACEMENT PARTS, PLEASE REACH OUT TO US DIRECTLY! → (805) 214-1815

OR VISIT [MOBARMOR.COM/WARRANTY](http://MOBARMOR.COM/WARRANTY) TO SUBMIT A CLAIM

# MOB MOUNT CLAW WARRANTY INFORMATION



## Safety Guidelines:

Stop the vehicle in a safe location or have a passenger use the system. Safely operate the vehicle, obey all laws and regulations, and use good judgment at all times. Note: User assumes sole responsibility for and all risk in using this system.

## General Guidelines:

Install the device in a non-obstructive, safe location within the vehicle cab. Avoid obstructing the following: Vehicle operation, Visibility through windows, Safe entry or exit, Safety devices such as air bags. Firmly secure the device to stay in place despite vibrations, shocks bumps, or vehicle accidents. Do not use this system or any computer system while operating a motor vehicle. Mob Armor is not responsible or liable for personal and or property damage.

## What does your 100% Satisfaction Guarantee mean?

Our 100% Satisfaction Guarantee means we guarantee you will be satisfied with your Mob Armor Product, or we will refund your money. If you are unsatisfied with your product at any time within 30 days of your purchase, you can return it to us for a full refund, no questions asked. You pay shipping back to us. We do not refund any shipping cost.

## What warranty does Mob Armor offer?

The Mob Armor Warranty covers all defects in workmanship or materials of our products for up to one year. This warranty applies only to the original purchaser at retail and may not be transferred. This warranty only covers defects arising under normal usage and does not cover any malfunction, damage or failure due to accident, misuse, abuse, neglect, alteration, modification or repair by other than an authorized service center for Mob Armor products. Scratching of the powder-coated surface, anodizing or plastic constitutes normal wear and is not covered under warranty. For complete warranty information please visit [mobarmor.com/warranty](http://mobarmor.com/warranty)

**IMPORTANT!** DO NOT RETURN PRODUCT TO RETAILER!

IF YOU NEED WARRANTY SERVICE OR REPLACEMENT PARTS, PLEASE REACH OUT TO US DIRECTLY! → (805) 214-1815

OR VISIT [MOBARMOR.COM/WARRANTY](http://MOBARMOR.COM/WARRANTY) TO SUBMIT A CLAIM

# MOB MOUNT CLAW WARRANTY INFORMATION



## Safety Guidelines:

Stop the vehicle in a safe location or have a passenger use the system. Safely operate the vehicle, obey all laws and regulations, and use good judgment at all times. Note: User assumes sole responsibility for and all risk in using this system.

## General Guidelines:

Install the device in a non-obstructive, safe location within the vehicle cab. Avoid obstructing the following: Vehicle operation, Visibility through windows, Safe entry or exit, Safety devices such as air bags. Firmly secure the device to stay in place despite vibrations, shocks bumps, or vehicle accidents. Do not use this system or any computer system while operating a motor vehicle. Mob Armor is not responsible or liable for personal and or property damage.

## What does your 100% Satisfaction Guarantee mean?

Our 100% Satisfaction Guarantee means we guarantee you will be satisfied with your Mob Armor Product, or we will refund your money. If you are unsatisfied with your product at any time within 30 days of your purchase, you can return it to us for a full refund, no questions asked. You pay shipping back to us. We do not refund any shipping cost.

## What warranty does Mob Armor offer?

The Mob Armor Warranty covers all defects in workmanship or materials of our products for up to one year. This warranty applies only to the original purchaser at retail and may not be transferred. This warranty only covers defects arising under normal usage and does not cover any malfunction, damage or failure due to accident, misuse, abuse, neglect, alteration, modification or repair by other than an authorized service center for Mob Armor products. Scratching of the powder-coated surface, anodizing or plastic constitutes normal wear and is not covered under warranty. For complete warranty information please visit [mobarmor.com/warranty](http://mobarmor.com/warranty)

**IMPORTANT!** DO NOT RETURN PRODUCT TO RETAILER!

IF YOU NEED WARRANTY SERVICE OR REPLACEMENT PARTS, PLEASE REACH OUT TO US DIRECTLY! → (805) 214-1815

OR VISIT [MOBARMOR.COM/WARRANTY](http://MOBARMOR.COM/WARRANTY) TO SUBMIT A CLAIM