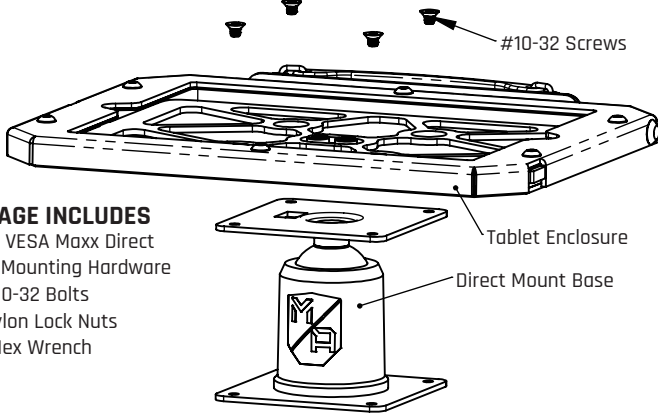


75MM VESA MAXX MOUNT

INSTRUCTIONS
SKU: V75-MX-VESA REV 82322

Tablet Enclosure / Monitor Not Included



PACKAGE INCLUDES

- 75MM VESA Maxx Direct
- VESA Mounting Hardware
- (4) #10-32 Bolts
- (4) Nylon Lock Nuts
- 1/8" Hex Wrench

INSTALLING DEVICE PLATE TO DEVICE

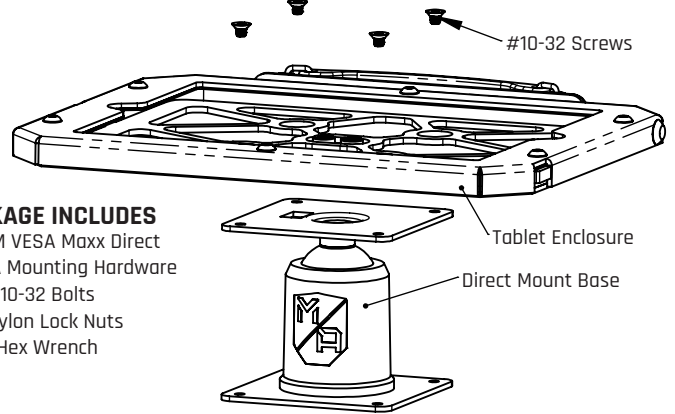
- 1 Align the base of the mount to the other 75mm VESA mount or other device and install bolt hardware.
- 2 Align the four holes of the tablet enclosure or 75mm VESA pattern monitor and use the screws included with enclosure or monitor to attach to mount.
- 3 Thread the provided #10-32 bolts through the enclosure.
- 4 Torque the screws using the provided hex wrench.



75MM VESA MAXX MOUNT

INSTRUCTIONS
SKU: V75-MX-VESA REV 82322

Tablet Enclosure / Monitor Not Included



PACKAGE INCLUDES

- 75MM VESA Maxx Direct
- VESA Mounting Hardware
- (4) #10-32 Bolts
- (4) Nylon Lock Nuts
- 1/8" Hex Wrench

INSTALLING DEVICE PLATE TO DEVICE

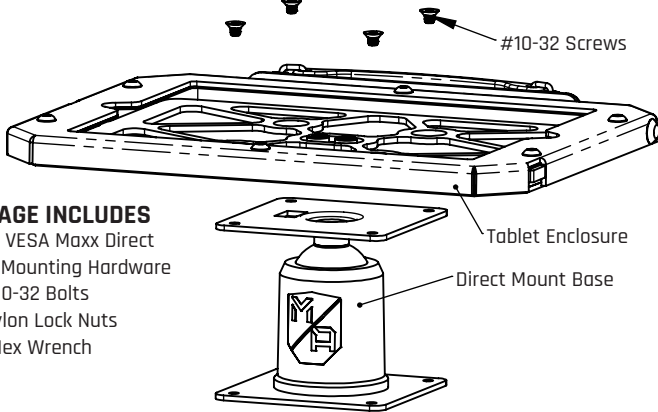
- 1 Align the base of the mount to the other 75mm VESA mount or other device and install bolt hardware.
- 2 Align the four holes of the tablet enclosure or 75mm VESA pattern monitor and use the screws included with enclosure or monitor to attach to mount.
- 3 Thread the provided #10-32 bolts through the enclosure.
- 4 Torque the screws using the provided hex wrench.



75MM VESA MAXX MOUNT

INSTRUCTIONS
SKU: V75-MX-VESA REV 82322

Tablet Enclosure / Monitor Not Included



PACKAGE INCLUDES

- 75MM VESA Maxx Direct
- VESA Mounting Hardware
- (4) #10-32 Bolts
- (4) Nylon Lock Nuts
- 1/8" Hex Wrench

INSTALLING DEVICE PLATE TO DEVICE

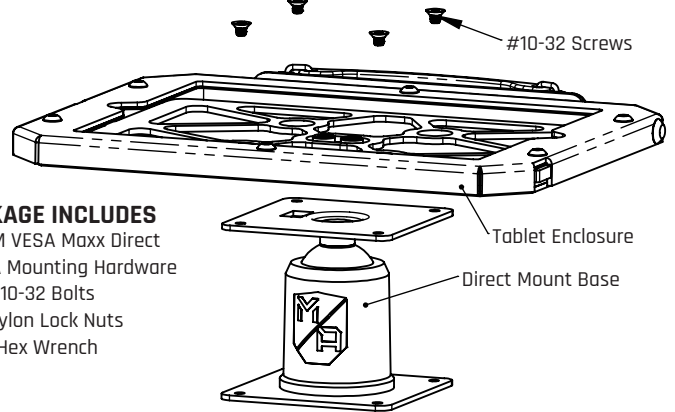
- 1 Align the base of the mount to the other 75mm VESA mount or other device and install bolt hardware.
- 2 Align the four holes of the tablet enclosure or 75mm VESA pattern monitor and use the screws included with enclosure or monitor to attach to mount.
- 3 Thread the provided #10-32 bolts through the enclosure.
- 4 Torque the screws using the provided hex wrench.



75MM VESA MAXX MOUNT

INSTRUCTIONS
SKU: V75-MX-VESA REV 82322

Tablet Enclosure / Monitor Not Included



PACKAGE INCLUDES

- 75MM VESA Maxx Direct
- VESA Mounting Hardware
- (4) #10-32 Bolts
- (4) Nylon Lock Nuts
- 1/8" Hex Wrench

INSTALLING DEVICE PLATE TO DEVICE

- 1 Align the base of the mount to the other 75mm VESA mount or other device and install bolt hardware.
- 2 Align the four holes of the tablet enclosure or 75mm VESA pattern monitor and use the screws included with enclosure or monitor to attach to mount.
- 3 Thread the provided #10-32 bolts through the enclosure.
- 4 Torque the screws using the provided hex wrench.





WARRANTY INFORMATION

Safety Guidelines:

Stop the vehicle in a safe location or have a passenger use the system. Safely operate the vehicle, obey all laws and regulations, and use good judgment at all times. Note: User assumes sole responsibility for and all risk in using this system.

General Guidelines:

Install the device in a non-obstructive, safe location within the vehicle cab. Avoid obstructing the following: Vehicle operation, Visibility through windows, Safe entry or exit, Safety devices such as air bags. Firmly secure the device to stay in place despite vibrations, shocks bumps, or vehicle accidents. Do not use this system or any computer system while operating a motor vehicle. Mob Armor is not responsible or liable for personal and or property damage.

What does your 100% Satisfaction Guarantee mean?

Our 100% Satisfaction Guarantee means we guarantee you will be satisfied with your Mob Armor Product, or we will refund your money. If you are unsatisfied with your product at any time within 30 days of your purchase, you can return it to us for a full refund, no questions asked. You pay shipping back to us. We do not refund any shipping cost.

What warranty does Mob Armor offer?

The Mob Armor Warranty covers all defects in workmanship or materials of our products for up to three years. This warranty applies only to the original purchaser at retail and may not be transferred. This warranty only covers defects arising under normal usage and does not cover any malfunction, damage or failure due to accident, misuse, abuse, neglect, alteration, modification or repair by other than an authorized service center for Mob Armor products. Scratching of the powder-coated surface, anodizing or plastic constitutes normal wear and is not covered under warranty. For complete warranty information please visit mobarmor.com/warranty

IMPORTANT! DO NOT RETURN PRODUCT TO RETAILER!

IF YOU NEED WARRANTY SERVICE OR REPLACEMENT PARTS, PLEASE REACH OUT TO US DIRECTLY! → **(805) 214-1815**

OR VISIT MOBARMOR.COM/WARRANTY TO SUBMIT A CLAIM



WARRANTY INFORMATION

Safety Guidelines:

Stop the vehicle in a safe location or have a passenger use the system. Safely operate the vehicle, obey all laws and regulations, and use good judgment at all times. Note: User assumes sole responsibility for and all risk in using this system.

General Guidelines:

Install the device in a non-obstructive, safe location within the vehicle cab. Avoid obstructing the following: Vehicle operation, Visibility through windows, Safe entry or exit, Safety devices such as air bags. Firmly secure the device to stay in place despite vibrations, shocks bumps, or vehicle accidents. Do not use this system or any computer system while operating a motor vehicle. Mob Armor is not responsible or liable for personal and or property damage.

What does your 100% Satisfaction Guarantee mean?

Our 100% Satisfaction Guarantee means we guarantee you will be satisfied with your Mob Armor Product, or we will refund your money. If you are unsatisfied with your product at any time within 30 days of your purchase, you can return it to us for a full refund, no questions asked. You pay shipping back to us. We do not refund any shipping cost.

What warranty does Mob Armor offer?

The Mob Armor Warranty covers all defects in workmanship or materials of our products for up to three years. This warranty applies only to the original purchaser at retail and may not be transferred. This warranty only covers defects arising under normal usage and does not cover any malfunction, damage or failure due to accident, misuse, abuse, neglect, alteration, modification or repair by other than an authorized service center for Mob Armor products. Scratching of the powder-coated surface, anodizing or plastic constitutes normal wear and is not covered under warranty. For complete warranty information please visit mobarmor.com/warranty

IMPORTANT! DO NOT RETURN PRODUCT TO RETAILER!

IF YOU NEED WARRANTY SERVICE OR REPLACEMENT PARTS, PLEASE REACH OUT TO US DIRECTLY! → **(805) 214-1815**

OR VISIT MOBARMOR.COM/WARRANTY TO SUBMIT A CLAIM



WARRANTY INFORMATION

Safety Guidelines:

Stop the vehicle in a safe location or have a passenger use the system. Safely operate the vehicle, obey all laws and regulations, and use good judgment at all times. Note: User assumes sole responsibility for and all risk in using this system.

General Guidelines:

Install the device in a non-obstructive, safe location within the vehicle cab. Avoid obstructing the following: Vehicle operation, Visibility through windows, Safe entry or exit, Safety devices such as air bags. Firmly secure the device to stay in place despite vibrations, shocks bumps, or vehicle accidents. Do not use this system or any computer system while operating a motor vehicle. Mob Armor is not responsible or liable for personal and or property damage.

What does your 100% Satisfaction Guarantee mean?

Our 100% Satisfaction Guarantee means we guarantee you will be satisfied with your Mob Armor Product, or we will refund your money. If you are unsatisfied with your product at any time within 30 days of your purchase, you can return it to us for a full refund, no questions asked. You pay shipping back to us. We do not refund any shipping cost.

What warranty does Mob Armor offer?

The Mob Armor Warranty covers all defects in workmanship or materials of our products for up to three years. This warranty applies only to the original purchaser at retail and may not be transferred. This warranty only covers defects arising under normal usage and does not cover any malfunction, damage or failure due to accident, misuse, abuse, neglect, alteration, modification or repair by other than an authorized service center for Mob Armor products. Scratching of the powder-coated surface, anodizing or plastic constitutes normal wear and is not covered under warranty. For complete warranty information please visit mobarmor.com/warranty

IMPORTANT! DO NOT RETURN PRODUCT TO RETAILER!

IF YOU NEED WARRANTY SERVICE OR REPLACEMENT PARTS, PLEASE REACH OUT TO US DIRECTLY! → **(805) 214-1815**

OR VISIT MOBARMOR.COM/WARRANTY TO SUBMIT A CLAIM



WARRANTY INFORMATION

Safety Guidelines:

Stop the vehicle in a safe location or have a passenger use the system. Safely operate the vehicle, obey all laws and regulations, and use good judgment at all times. Note: User assumes sole responsibility for and all risk in using this system.

General Guidelines:

Install the device in a non-obstructive, safe location within the vehicle cab. Avoid obstructing the following: Vehicle operation, Visibility through windows, Safe entry or exit, Safety devices such as air bags. Firmly secure the device to stay in place despite vibrations, shocks bumps, or vehicle accidents. Do not use this system or any computer system while operating a motor vehicle. Mob Armor is not responsible or liable for personal and or property damage.

What does your 100% Satisfaction Guarantee mean?

Our 100% Satisfaction Guarantee means we guarantee you will be satisfied with your Mob Armor Product, or we will refund your money. If you are unsatisfied with your product at any time within 30 days of your purchase, you can return it to us for a full refund, no questions asked. You pay shipping back to us. We do not refund any shipping cost.

What warranty does Mob Armor offer?

The Mob Armor Warranty covers all defects in workmanship or materials of our products for up to three years. This warranty applies only to the original purchaser at retail and may not be transferred. This warranty only covers defects arising under normal usage and does not cover any malfunction, damage or failure due to accident, misuse, abuse, neglect, alteration, modification or repair by other than an authorized service center for Mob Armor products. Scratching of the powder-coated surface, anodizing or plastic constitutes normal wear and is not covered under warranty. For complete warranty information please visit mobarmor.com/warranty

IMPORTANT! DO NOT RETURN PRODUCT TO RETAILER!

IF YOU NEED WARRANTY SERVICE OR REPLACEMENT PARTS, PLEASE REACH OUT TO US DIRECTLY! → **(805) 214-1815**

OR VISIT MOBARMOR.COM/WARRANTY TO SUBMIT A CLAIM

