

# QUICK RELEASE DIRECT MAXX


INSTRUCTIONS  
SKU: GRIP-MX-MK REV 81722

## PACKAGE INCLUDES

- Quick Release Direct Maxx
- Mounting Hardware

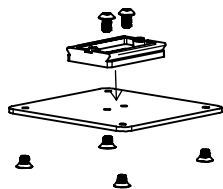
## INSTALLING MOUNT TO SURFACE

- 1 Use bottom plate as drill template and decide on best mounting location.
- 2 Mark location of hole pattern and remove mount.
- 3 If mounting into drywall, predrill holes with 1/8" bit and use drywall anchors, then thread in provided hardware. If mounting to other surface, make sure surface is secure to hold weight.

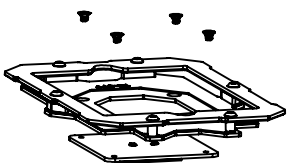


## INSTALLING M.A.Q.R.M. TO ENCLOSURE

- 1 Mount M.A.Q.R.M. to the adapter plate using the hardware as shown.



- 2 Mount adapter plate to T-Series Enclosure using the provided hardware.



# QUICK RELEASE DIRECT MAXX


INSTRUCTIONS  
SKU: GRIP-MX-MK REV 81722

## PACKAGE INCLUDES

- Quick Release Direct Maxx
- Mounting Hardware

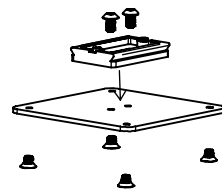
## INSTALLING MOUNT TO SURFACE

- 1 Use bottom plate as drill template and decide on best mounting location.
- 2 Mark location of hole pattern and remove mount.
- 3 If mounting into drywall, predrill holes with 1/8" bit and use drywall anchors, then thread in provided hardware. If mounting to other surface, make sure surface is secure to hold weight.

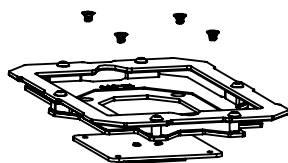


## INSTALLING M.A.Q.R.M. TO ENCLOSURE

- 1 Mount M.A.Q.R.M. to the adapter plate using the hardware as shown.



- 2 Mount adapter plate to T-Series Enclosure using the provided hardware.



# QUICK RELEASE DIRECT MAXX


INSTRUCTIONS  
SKU: GRIP-MX-MK REV 81722

## PACKAGE INCLUDES

- Quick Release Direct Maxx
- Mounting Hardware

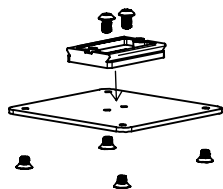
## INSTALLING MOUNT TO SURFACE

- 1 Use bottom plate as drill template and decide on best mounting location.
- 2 Mark location of hole pattern and remove mount.
- 3 If mounting into drywall, predrill holes with 1/8" bit and use drywall anchors, then thread in provided hardware. If mounting to other surface, make sure surface is secure to hold weight.

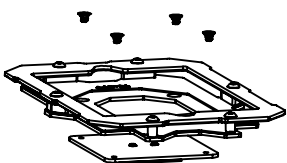


## INSTALLING M.A.Q.R.M. TO ENCLOSURE

- 1 Mount M.A.Q.R.M. to the adapter plate using the hardware as shown.



- 2 Mount adapter plate to T-Series Enclosure using the provided hardware.



# QUICK RELEASE DIRECT MAXX


INSTRUCTIONS  
SKU: GRIP-MX-MK REV 81722

## PACKAGE INCLUDES

- Quick Release Direct Maxx
- Mounting Hardware

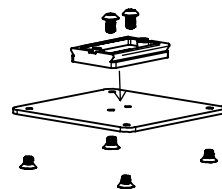
## INSTALLING MOUNT TO SURFACE

- 1 Use bottom plate as drill template and decide on best mounting location.
- 2 Mark location of hole pattern and remove mount.
- 3 If mounting into drywall, predrill holes with 1/8" bit and use drywall anchors, then thread in provided hardware. If mounting to other surface, make sure surface is secure to hold weight.

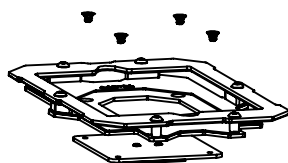


## INSTALLING M.A.Q.R.M. TO ENCLOSURE

- 1 Mount M.A.Q.R.M. to the adapter plate using the hardware as shown.



- 2 Mount adapter plate to T-Series Enclosure using the provided hardware.



# QUICK RELEASE DIRECT MAXX

## WARRANTY INFORMATION



### Safety Guidelines:

Stop the vehicle in a safe location or have a passenger use the system. Safely operate the vehicle, obey all laws and regulations, and use good judgment at all times. Note: User assumes sole responsibility for and all risk in using this system.

### General Guidelines:

Install the device in a non-obstructive, safe location within the vehicle cab. Avoid obstructing the following: Vehicle operation, Visibility through windows, Safe entry or exit, Safety devices such as air bags. Firmly secure the device to stay in place despite vibrations, shocks bumps, or vehicle accidents. Do not use this system or any computer system while operating a motor vehicle. Mob Armor is not responsible or liable for personal and or property damage.

### What does your 100% Satisfaction Guarantee mean?

Our 100% Satisfaction Guarantee means we guarantee you will be satisfied with your Mob Armor Product, or we will refund your money. If you are unsatisfied with your product at any time within 30 days of your purchase, you can return it to us for a full refund, no questions asked. You pay shipping back to us. We do not refund any shipping cost.

### What warranty does Mob Armor offer?

The Mob Armor Warranty covers all defects in workmanship or materials of our products for up to three years. This warranty applies only to the original purchaser at retail and may not be transferred. This warranty only covers defects arising under normal usage and does not cover any malfunction, damage or failure due to accident, misuse, abuse, neglect, alteration, modification or repair by other than an authorized service center for Mob Armor products. Scratching of the powder-coated surface, anodizing or plastic constitutes normal wear and is not covered under warranty. For complete warranty information please visit [mobarmor.com/warranty](http://mobarmor.com/warranty)

**IMPORTANT!** DO NOT RETURN PRODUCT TO RETAILER!

IF YOU NEED WARRANTY SERVICE OR REPLACEMENT PARTS, PLEASE REACH OUT TO US DIRECTLY! → (805) 214-1815

OR VISIT [MOBARMOR.COM/WARRANTY](http://MOBARMOR.COM/WARRANTY) TO SUBMIT A CLAIM

# QUICK RELEASE DIRECT MAXX

## WARRANTY INFORMATION



### Safety Guidelines:

Stop the vehicle in a safe location or have a passenger use the system. Safely operate the vehicle, obey all laws and regulations, and use good judgment at all times. Note: User assumes sole responsibility for and all risk in using this system.

### General Guidelines:

Install the device in a non-obstructive, safe location within the vehicle cab. Avoid obstructing the following: Vehicle operation, Visibility through windows, Safe entry or exit, Safety devices such as air bags. Firmly secure the device to stay in place despite vibrations, shocks bumps, or vehicle accidents. Do not use this system or any computer system while operating a motor vehicle. Mob Armor is not responsible or liable for personal and or property damage.

### What does your 100% Satisfaction Guarantee mean?

Our 100% Satisfaction Guarantee means we guarantee you will be satisfied with your Mob Armor Product, or we will refund your money. If you are unsatisfied with your product at any time within 30 days of your purchase, you can return it to us for a full refund, no questions asked. You pay shipping back to us. We do not refund any shipping cost.

### What warranty does Mob Armor offer?

The Mob Armor Warranty covers all defects in workmanship or materials of our products for up to three years. This warranty applies only to the original purchaser at retail and may not be transferred. This warranty only covers defects arising under normal usage and does not cover any malfunction, damage or failure due to accident, misuse, abuse, neglect, alteration, modification or repair by other than an authorized service center for Mob Armor products. Scratching of the powder-coated surface, anodizing or plastic constitutes normal wear and is not covered under warranty. For complete warranty information please visit [mobarmor.com/warranty](http://mobarmor.com/warranty)

**IMPORTANT!** DO NOT RETURN PRODUCT TO RETAILER!

IF YOU NEED WARRANTY SERVICE OR REPLACEMENT PARTS, PLEASE REACH OUT TO US DIRECTLY! → (805) 214-1815

OR VISIT [MOBARMOR.COM/WARRANTY](http://MOBARMOR.COM/WARRANTY) TO SUBMIT A CLAIM

# QUICK RELEASE DIRECT MAXX

## WARRANTY INFORMATION



### Safety Guidelines:

Stop the vehicle in a safe location or have a passenger use the system. Safely operate the vehicle, obey all laws and regulations, and use good judgment at all times. Note: User assumes sole responsibility for and all risk in using this system.

### General Guidelines:

Install the device in a non-obstructive, safe location within the vehicle cab. Avoid obstructing the following: Vehicle operation, Visibility through windows, Safe entry or exit, Safety devices such as air bags. Firmly secure the device to stay in place despite vibrations, shocks bumps, or vehicle accidents. Do not use this system or any computer system while operating a motor vehicle. Mob Armor is not responsible or liable for personal and or property damage.

### What does your 100% Satisfaction Guarantee mean?

Our 100% Satisfaction Guarantee means we guarantee you will be satisfied with your Mob Armor Product, or we will refund your money. If you are unsatisfied with your product at any time within 30 days of your purchase, you can return it to us for a full refund, no questions asked. You pay shipping back to us. We do not refund any shipping cost.

### What warranty does Mob Armor offer?

The Mob Armor Warranty covers all defects in workmanship or materials of our products for up to three years. This warranty applies only to the original purchaser at retail and may not be transferred. This warranty only covers defects arising under normal usage and does not cover any malfunction, damage or failure due to accident, misuse, abuse, neglect, alteration, modification or repair by other than an authorized service center for Mob Armor products. Scratching of the powder-coated surface, anodizing or plastic constitutes normal wear and is not covered under warranty. For complete warranty information please visit [mobarmor.com/warranty](http://mobarmor.com/warranty)

**IMPORTANT!** DO NOT RETURN PRODUCT TO RETAILER!

IF YOU NEED WARRANTY SERVICE OR REPLACEMENT PARTS, PLEASE REACH OUT TO US DIRECTLY! → (805) 214-1815

OR VISIT [MOBARMOR.COM/WARRANTY](http://MOBARMOR.COM/WARRANTY) TO SUBMIT A CLAIM

# QUICK RELEASE DIRECT MAXX

## WARRANTY INFORMATION



### Safety Guidelines:

Stop the vehicle in a safe location or have a passenger use the system. Safely operate the vehicle, obey all laws and regulations, and use good judgment at all times. Note: User assumes sole responsibility for and all risk in using this system.

### General Guidelines:

Install the device in a non-obstructive, safe location within the vehicle cab. Avoid obstructing the following: Vehicle operation, Visibility through windows, Safe entry or exit, Safety devices such as air bags. Firmly secure the device to stay in place despite vibrations, shocks bumps, or vehicle accidents. Do not use this system or any computer system while operating a motor vehicle. Mob Armor is not responsible or liable for personal and or property damage.

### What does your 100% Satisfaction Guarantee mean?

Our 100% Satisfaction Guarantee means we guarantee you will be satisfied with your Mob Armor Product, or we will refund your money. If you are unsatisfied with your product at any time within 30 days of your purchase, you can return it to us for a full refund, no questions asked. You pay shipping back to us. We do not refund any shipping cost.

### What warranty does Mob Armor offer?

The Mob Armor Warranty covers all defects in workmanship or materials of our products for up to three years. This warranty applies only to the original purchaser at retail and may not be transferred. This warranty only covers defects arising under normal usage and does not cover any malfunction, damage or failure due to accident, misuse, abuse, neglect, alteration, modification or repair by other than an authorized service center for Mob Armor products. Scratching of the powder-coated surface, anodizing or plastic constitutes normal wear and is not covered under warranty. For complete warranty information please visit [mobarmor.com/warranty](http://mobarmor.com/warranty)

**IMPORTANT!** DO NOT RETURN PRODUCT TO RETAILER!

IF YOU NEED WARRANTY SERVICE OR REPLACEMENT PARTS, PLEASE REACH OUT TO US DIRECTLY! → (805) 214-1815

OR VISIT [MOBARMOR.COM/WARRANTY](http://MOBARMOR.COM/WARRANTY) TO SUBMIT A CLAIM