

X-SERIES TABLET ENCLOSURES RUGGED IPAD CASE

FOR 10-11" iPad, iPad PRO and iPad AIR

INSTRUCTIONS
SKU: ENCL-XS-1011 REV 73024
PN 9756

1 Remove the face plate screws using the provided hex wrench.

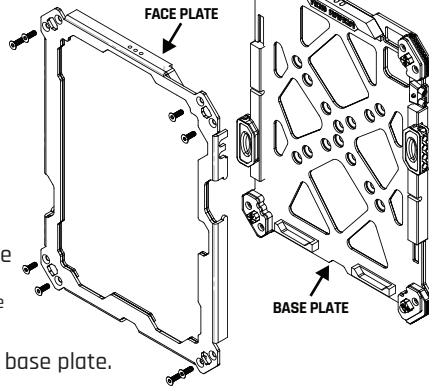
2 Remove the face plate.
Note: If using a mounting accessory compatible with pre-drilled mounting patterns, install screws now and connect to mounting device per the accessories instructions.

3 Place the iPad centered in the base plate.
Note: If using an Apple Pencil, remove the right middle bumper.

4 Align the face plate onto the base plate.

5 Thread the face plate screws by hand.

6 Torque the screws using the provided hex wrench in the pattern shown.
Note: Gently hand-tighten all screws clockwise.



IPAD COMPATIBILITY

- iPad 10th Generation
- iPad Air 4th & 5th Generation
- iPad Pro 11" 1st, 2nd, 3rd, 4th Generation

NOT COMPATIBLE WITH ALL 12.9" IPAD MODELS

MOUNTING PATTERNS

- 100mm VESA
- 75mm VESA
- AMPs
- Mob Armor Quick Release Mount (M.A.Q.R.M.)

Need to mount your tablet? The X Series Tablet Enclosures are designed to work seamlessly with all Mob Armor tablet mounts. **Scan to learn more** →



For support please call (805) 214-1815 or visit mobarmor.com



X-SERIES TABLET ENCLOSURES RUGGED IPAD CASE

FOR 10-11" iPad, iPad PRO and iPad AIR

INSTRUCTIONS
SKU: ENCL-XS-1011 REV 73024
PN 9756

1 Remove the face plate screws using the provided hex wrench.

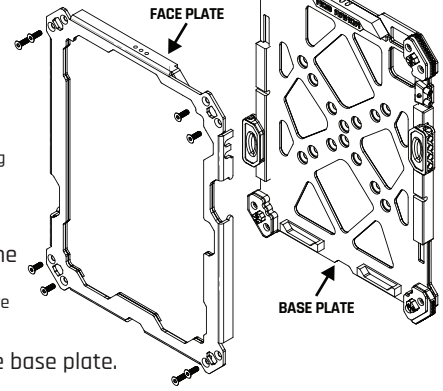
2 Remove the face plate.
Note: If using a mounting accessory compatible with pre-drilled mounting patterns, install screws now and connect to mounting device per the accessories instructions.

3 Place the iPad centered in the base plate.
Note: If using an Apple Pencil, remove the right middle bumper.

4 Align the face plate onto the base plate.

5 Thread the face plate screws by hand.

6 Torque the screws using the provided hex wrench in the pattern shown.
Note: Gently hand-tighten all screws clockwise.



IPAD COMPATIBILITY

- iPad 10th Generation
- iPad Air 4th & 5th Generation
- iPad Pro 11" 1st, 2nd, 3rd, 4th Generation

NOT COMPATIBLE WITH ALL 12.9" IPAD MODELS

MOUNTING PATTERNS

- 100mm VESA
- 75mm VESA
- AMPs
- Mob Armor Quick Release Mount (M.A.Q.R.M.)

Need to mount your tablet? The X Series Tablet Enclosures are designed to work seamlessly with all Mob Armor tablet mounts. **Scan to learn more** →



For support please call (805) 214-1815 or visit mobarmor.com



X-SERIES TABLET ENCLOSURES RUGGED IPAD CASE

FOR 10-11" iPad, iPad PRO and iPad AIR

INSTRUCTIONS
SKU: ENCL-XS-1011 REV 73024
PN 9756

1 Remove the face plate screws using the provided hex wrench.

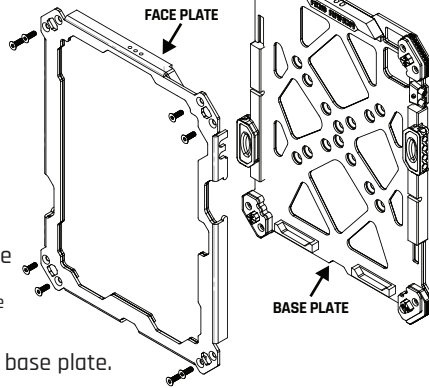
2 Remove the face plate.
Note: If using a mounting accessory compatible with pre-drilled mounting patterns, install screws now and connect to mounting device per the accessories instructions.

3 Place the iPad centered in the base plate.
Note: If using an Apple Pencil, remove the right middle bumper.

4 Align the face plate onto the base plate.

5 Thread the face plate screws by hand.

6 Torque the screws using the provided hex wrench in the pattern shown.
Note: Gently hand-tighten all screws clockwise.



IPAD COMPATIBILITY

- iPad 10th Generation
- iPad Air 4th & 5th Generation
- iPad Pro 11" 1st, 2nd, 3rd, 4th Generation

NOT COMPATIBLE WITH ALL 12.9" IPAD MODELS

MOUNTING PATTERNS

- 100mm VESA
- 75mm VESA
- AMPs
- Mob Armor Quick Release Mount (M.A.Q.R.M.)

Need to mount your tablet? The X Series Tablet Enclosures are designed to work seamlessly with all Mob Armor tablet mounts. **Scan to learn more** →



For support please call (805) 214-1815 or visit mobarmor.com



X-SERIES TABLET ENCLOSURES RUGGED IPAD CASE

FOR 10-11" iPad, iPad PRO and iPad AIR

INSTRUCTIONS
SKU: ENCL-XS-1011 REV 73024
PN 9756

1 Remove the face plate screws using the provided hex wrench.

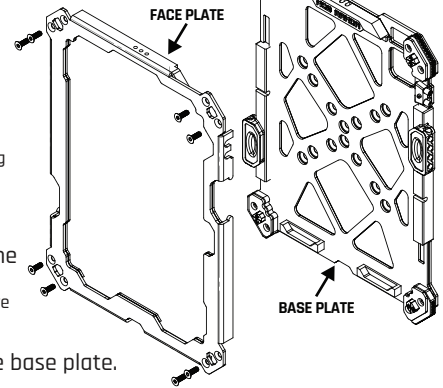
2 Remove the face plate.
Note: If using a mounting accessory compatible with pre-drilled mounting patterns, install screws now and connect to mounting device per the accessories instructions.

3 Place the iPad centered in the base plate.
Note: If using an Apple Pencil, remove the right middle bumper.

4 Align the face plate onto the base plate.

5 Thread the face plate screws by hand.

6 Torque the screws using the provided hex wrench in the pattern shown.
Note: Gently hand-tighten all screws clockwise.



IPAD COMPATIBILITY

- iPad 10th Generation
- iPad Air 4th & 5th Generation
- iPad Pro 11" 1st, 2nd, 3rd, 4th Generation

NOT COMPATIBLE WITH ALL 12.9" IPAD MODELS

MOUNTING PATTERNS

- 100mm VESA
- 75mm VESA
- AMPs
- Mob Armor Quick Release Mount (M.A.Q.R.M.)

Need to mount your tablet? The X Series Tablet Enclosures are designed to work seamlessly with all Mob Armor tablet mounts. **Scan to learn more** →



For support please call (805) 214-1815 or visit mobarmor.com





WARRANTY INFORMATION

Safety Guidelines:

Stop the vehicle in a safe location or have a passenger use the system. Safely operate the vehicle, obey all laws and regulations, and use good judgment at all times. Note: User assumes sole responsibility for and all risk in using this system.

General Guidelines:

Install the device in a non-obstructive, safe location within the vehicle cab. Avoid obstructing the following: Vehicle operation, Visibility through windows, Safe entry or exit, Safety devices such as air bags. Firmly secure the device to stay in place despite vibrations, shocks bumps, or vehicle accidents. Do not use this system or any computer system while operating a motor vehicle. Mob Armor is not responsible or liable for personal and or property damage.

What does your 100% Satisfaction Guarantee mean?

Our 100% Satisfaction Guarantee means we guarantee you will be satisfied with your Mob Armor Product, or we will refund your money. If you are unsatisfied with your product at any time within 30 days of your purchase, you can return it to us for a full refund, no questions asked. You pay shipping back to us. We do not refund any shipping cost.

What warranty does Mob Armor offer?

The Mob Armor Warranty covers all defects in workmanship or materials of our products for up to one year. This warranty applies only to the original purchaser at retail and may not be transferred. This warranty only covers defects arising under normal usage and does not cover any malfunction, damage or failure due to accident, misuse, abuse, neglect, alteration, modification or repair by other than an authorized service center for Mob Armor products. Scratching of the powder-coated surface, anodizing or plastic constitutes normal wear and is not covered under warranty. For complete warranty information please visit mobarmor.com/warranty

IMPORTANT! DO NOT RETURN PRODUCT TO RETAILER!

IF YOU NEED WARRANTY SERVICE OR REPLACEMENT PARTS, PLEASE REACH OUT TO US DIRECTLY! **(805) 214-1815**

OR VISIT MOBARMOR.COM/WARRANTY TO SUBMIT A CLAIM



WARRANTY INFORMATION

Safety Guidelines:

Stop the vehicle in a safe location or have a passenger use the system. Safely operate the vehicle, obey all laws and regulations, and use good judgment at all times. Note: User assumes sole responsibility for and all risk in using this system.

General Guidelines:

Install the device in a non-obstructive, safe location within the vehicle cab. Avoid obstructing the following: Vehicle operation, Visibility through windows, Safe entry or exit, Safety devices such as air bags. Firmly secure the device to stay in place despite vibrations, shocks bumps, or vehicle accidents. Do not use this system or any computer system while operating a motor vehicle. Mob Armor is not responsible or liable for personal and or property damage.

What does your 100% Satisfaction Guarantee mean?

Our 100% Satisfaction Guarantee means we guarantee you will be satisfied with your Mob Armor Product, or we will refund your money. If you are unsatisfied with your product at any time within 30 days of your purchase, you can return it to us for a full refund, no questions asked. You pay shipping back to us. We do not refund any shipping cost.

What warranty does Mob Armor offer?

The Mob Armor Warranty covers all defects in workmanship or materials of our products for up to one year. This warranty applies only to the original purchaser at retail and may not be transferred. This warranty only covers defects arising under normal usage and does not cover any malfunction, damage or failure due to accident, misuse, abuse, neglect, alteration, modification or repair by other than an authorized service center for Mob Armor products. Scratching of the powder-coated surface, anodizing or plastic constitutes normal wear and is not covered under warranty. For complete warranty information please visit mobarmor.com/warranty

IMPORTANT! DO NOT RETURN PRODUCT TO RETAILER!

IF YOU NEED WARRANTY SERVICE OR REPLACEMENT PARTS, PLEASE REACH OUT TO US DIRECTLY! **(805) 214-1815**

OR VISIT MOBARMOR.COM/WARRANTY TO SUBMIT A CLAIM



WARRANTY INFORMATION

Safety Guidelines:

Stop the vehicle in a safe location or have a passenger use the system. Safely operate the vehicle, obey all laws and regulations, and use good judgment at all times. Note: User assumes sole responsibility for and all risk in using this system.

General Guidelines:

Install the device in a non-obstructive, safe location within the vehicle cab. Avoid obstructing the following: Vehicle operation, Visibility through windows, Safe entry or exit, Safety devices such as air bags. Firmly secure the device to stay in place despite vibrations, shocks bumps, or vehicle accidents. Do not use this system or any computer system while operating a motor vehicle. Mob Armor is not responsible or liable for personal and or property damage.

What does your 100% Satisfaction Guarantee mean?

Our 100% Satisfaction Guarantee means we guarantee you will be satisfied with your Mob Armor Product, or we will refund your money. If you are unsatisfied with your product at any time within 30 days of your purchase, you can return it to us for a full refund, no questions asked. You pay shipping back to us. We do not refund any shipping cost.

What warranty does Mob Armor offer?

The Mob Armor Warranty covers all defects in workmanship or materials of our products for up to one year. This warranty applies only to the original purchaser at retail and may not be transferred. This warranty only covers defects arising under normal usage and does not cover any malfunction, damage or failure due to accident, misuse, abuse, neglect, alteration, modification or repair by other than an authorized service center for Mob Armor products. Scratching of the powder-coated surface, anodizing or plastic constitutes normal wear and is not covered under warranty. For complete warranty information please visit mobarmor.com/warranty

IMPORTANT! DO NOT RETURN PRODUCT TO RETAILER!

IF YOU NEED WARRANTY SERVICE OR REPLACEMENT PARTS, PLEASE REACH OUT TO US DIRECTLY! **(805) 214-1815**

OR VISIT MOBARMOR.COM/WARRANTY TO SUBMIT A CLAIM



WARRANTY INFORMATION

Safety Guidelines:

Stop the vehicle in a safe location or have a passenger use the system. Safely operate the vehicle, obey all laws and regulations, and use good judgment at all times. Note: User assumes sole responsibility for and all risk in using this system.

General Guidelines:

Install the device in a non-obstructive, safe location within the vehicle cab. Avoid obstructing the following: Vehicle operation, Visibility through windows, Safe entry or exit, Safety devices such as air bags. Firmly secure the device to stay in place despite vibrations, shocks bumps, or vehicle accidents. Do not use this system or any computer system while operating a motor vehicle. Mob Armor is not responsible or liable for personal and or property damage.

What does your 100% Satisfaction Guarantee mean?

Our 100% Satisfaction Guarantee means we guarantee you will be satisfied with your Mob Armor Product, or we will refund your money. If you are unsatisfied with your product at any time within 30 days of your purchase, you can return it to us for a full refund, no questions asked. You pay shipping back to us. We do not refund any shipping cost.

What warranty does Mob Armor offer?

The Mob Armor Warranty covers all defects in workmanship or materials of our products for up to one year. This warranty applies only to the original purchaser at retail and may not be transferred. This warranty only covers defects arising under normal usage and does not cover any malfunction, damage or failure due to accident, misuse, abuse, neglect, alteration, modification or repair by other than an authorized service center for Mob Armor products. Scratching of the powder-coated surface, anodizing or plastic constitutes normal wear and is not covered under warranty. For complete warranty information please visit mobarmor.com/warranty

IMPORTANT! DO NOT RETURN PRODUCT TO RETAILER!

IF YOU NEED WARRANTY SERVICE OR REPLACEMENT PARTS, PLEASE REACH OUT TO US DIRECTLY! **(805) 214-1815**

OR VISIT MOBARMOR.COM/WARRANTY TO SUBMIT A CLAIM

